



# Third Grade Reading Guarantee Data and the Secure Data Center

Melissa Hennon – May 30, 2019

# Today's Discussion

## Third Grade Reading Guarantee

- ▶ Requirements
- ▶ Data Reporting

## Secure Data Center

- ▶ Status of Reports
- ▶ LRC Folder
- ▶ Reports for Analysis Folder

## Resources

# **Third Grade Reading Guarantee Requirements and Reporting**

# Third Grade Reading Guarantee

Reading diagnostic required for all K-3 students enrolled 30 or more days

Reading Improvement and Monitoring Plan required for any K-3 students not on-track

Retention required for students not meeting Third Grade ELA promotion score (677), Reading sub-score (45) or one of the exceptions in TGRG law

# Exceptions

Students meeting a promotion score on TGRG Alternative Assessment

Students with significant cognitive disabilities exempt from all TGRG requirements

Students meeting one of the retention exemptions in TGRG law

# Retention Exemptions

English Language Learner (ELL) in U.S. schools less than three years with less than three years instruction in English

Individualized Education Program (IEP) specifically exempts student from retention

Previous retention in any K-3 grade and two years intensive reading remediation

# TGRG Data Collected in EMIS

Reading Diagnostic Results

Reading Improvement and Monitoring  
Plan Intervention Program Codes

Grade 3 English Language Arts (ELA)  
scores and Reading sub-scores

Retained Status

# Reading Diagnostic Reporting

\*\* - for students in district less than 30 days and not assessed

EX - only for students with significant cognitive disabilities

RN - for students in district 30 or more days, but not assessed

All other students reported with either 'AO' or 'NO'



# RIMP Reporting

RIMP codes only used for students participating in plans implemented within 60 days of reading diagnostic result and meet all other RIMP requirements in law

Other non-RIMP academic intervention program codes reported for plans not meeting RIMP requirements

Title 1 plans and IEPs separate from RIMPs

# Retained Status Reporting, 1

Option \* - only reported for 3<sup>rd</sup> grade students meeting required promotion score or reading sub-score on either fall, spring or summer 3<sup>rd</sup> grade ELA

All other 3<sup>rd</sup> graders are reported with one of the TGRG Retained Status options - A, D-H, J-N, or 5

# Retained Status Reporting, 2

Students with significant cognitive disabilities/alternate (ALT) assessed are not subject to any TGRG requirements and are reported with option 'G'

Students meeting a retention only exemption must be reported with the option that identifies the exemption.

# Retained Status Reporting, 3

Students meeting a promotion score on one of the TGRG Alternative Assessments must be reported with the option that identifies the assessment

Option 5 – is for students that met a TGRG Alternative Assessment promotion score but were retained for other reasons

# The Secure Data Center (SDC)

# SDC – Status of Reports



## QUICK LINKS

- » [EMIS Basics](#)
- » [Documentation](#)
  - [EMIS Manual](#)
  - [EMIS Validation and Report Explanations](#)
  - [Secure Data Center - Status of Reports](#)
  - [Statewide Student Identifier](#)
  - [EMIS Documentation Archives](#)
- » [EMIS Reporting Responsibilities](#)
- » [Resources](#)
- » [EMIS Technical Documentation](#)
- » [EMIS Advisory Council](#)
- » [Certification and Licensure Search](#)

## Secure Data Center - Status of Reports

### SDC Reports and Status of Reports

Report Status Last Updated: April 24, 2019

Folder	Report	Status	Notes
Local Report Card	District Achievement	Not Ready	
	District Details	Not Ready	
	District Financials	Not Ready	
	District Gap Closing	Not Ready	
	District Gifted	Not Ready	
	District Graduation Rates	Not Ready	
	District Improving At-Risk K-3 Readers	Not Ready	

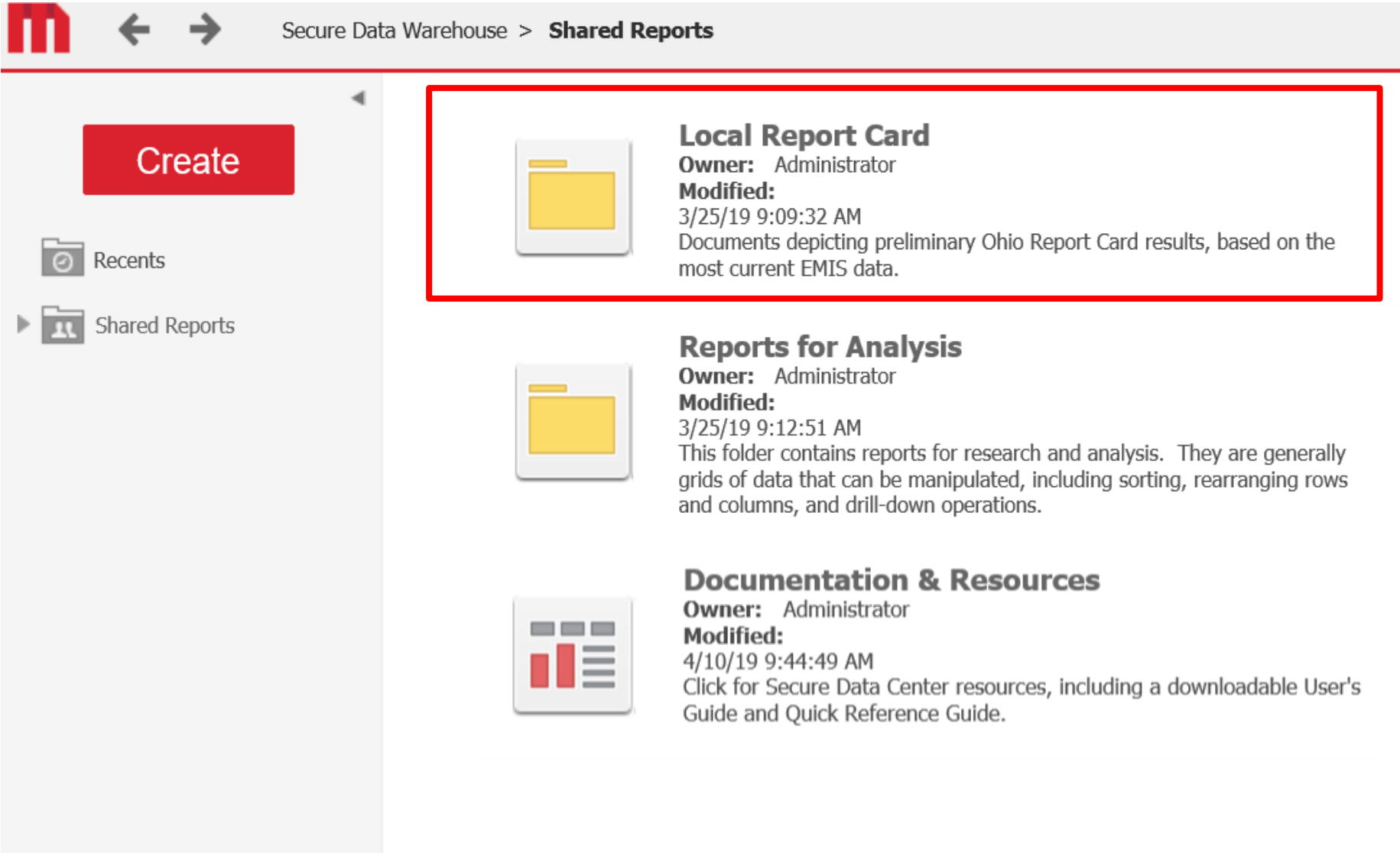
# SDC – Status of Reports

## SDC Reports and Status of Reports

Report Status Last Updated: April 24, 2019

Folder	Report	Status	Notes
Local Report Card	District Achievement	Not Ready	
	District Details	Not Ready	
	District Financials	Not Ready	
	District Gap Closing	Not Ready	
	District Gifted	Not Ready	
	District Graduation Rates	Not Ready	
	District Improving At-Risk K-3 Readers	Not Ready	
	District Prepared for Success	Not Ready	
	District Progress	Not Ready	
	District Third Grade Reading Guarantee	Not Ready	

# SDC Folders



Secure Data Warehouse > Shared Reports

**Create**

Recents

Shared Reports

**Local Report Card**  
**Owner:** Administrator  
**Modified:** 3/25/19 9:09:32 AM  
Documents depicting preliminary Ohio Report Card results, based on the most current EMIS data.

**Reports for Analysis**  
**Owner:** Administrator  
**Modified:** 3/25/19 9:12:51 AM  
This folder contains reports for research and analysis. They are generally grids of data that can be manipulated, including sorting, rearranging rows and columns, and drill-down operations.

**Documentation & Resources**  
**Owner:** Administrator  
**Modified:** 4/10/19 9:44:49 AM  
Click for Secure Data Center resources, including a downloadable User's Guide and Quick Reference Guide.



# Local Report Card Folder: K-3 Literacy



## District Gap Closing

**Owner:** Administrator

**Modified:**

4/18/19 9:08:31 AM

A district's Gap Closing/Annual Measurable Objectives (AMO) calculations for determining the Ohio Report Card letter grades, based on the current EMIS data.



## District Gifted

**Owner:** Administrator

**Modified:**

11/15/18 3:40:34 PM

A district's data about Gifted Students.



## District Grades Overview

**Owner:** Administrator

**Modified:**

3/14/19 8:28:02 AM

A district's results on the Achievement component, which includes the state test indicators and Performance Index.



## District Graduation Rates

**Owner:** Administrator

**Modified:**

11/15/18 3:40:34 PM

A district's graduation rate calculations for determining the Ohio Report Card letter grades, based on the current EMIS data.



## District K-3 Literacy

**Owner:** Administrator

**Modified:**

12/20/18 9:34:10 AM

A district's K-3 Literacy data for determining the Ohio Report Card letter grades.



## District Prepared for Success

**Owner:** Administrator

**Modified:**

11/15/18 3:40:35 PM

A district's Prepared for Success data as it will appear on the Report Card.



## District Progress

**Owner:** Administrator

**Modified:**

11/15/18 3:40:35 PM

A district's Progress (Value Added) data for determining the Ohio Report Card letter grades.



## District Third Grade Reading Guarantee

**Owner:** Administrator

**Modified:**

11/15/18 3:40:35 PM

A district's Third Grade Reading Guarantee report.

Local Report Card Folder

**DISTRICT K-3 LITERACY**

**(Improving at Risk K-3 Readers)**

# District K-3 Literacy, 1

## 2018 K-3 Literacy Data for XX Local School District

IRN: XXXXXX

Not On-Track at Point A		Improving to On-Track at Point B	
Kindergarten Reading Diagnostic, School Year 2016 - 2017	9	to	1st Grade Reading Diagnostic, School Year 2017 - 2018
1st Grade Reading Diagnostic, School Year 2016 - 2017	0	to	2nd Grade Reading Diagnostic, School Year 2017 - 2018
2nd Grade Reading Diagnostic, School Year 2016 - 2017	0	to	3rd Grade Reading Diagnostic, School Year 2017 - 2018
3rd Grade Reading Diagnostic, School Year 2017 - 2018	6	to	3rd Grade Reading OST, School Year 2017 - 2018
Deduction for 3rd graders who did not pass OST and were not on a Reading Improvement and Monitoring Plan			1
<b>Totals</b>	<b>15</b>		<b>11</b>

[Analyze...](#)



*K-3 Literacy*



**73.3%**

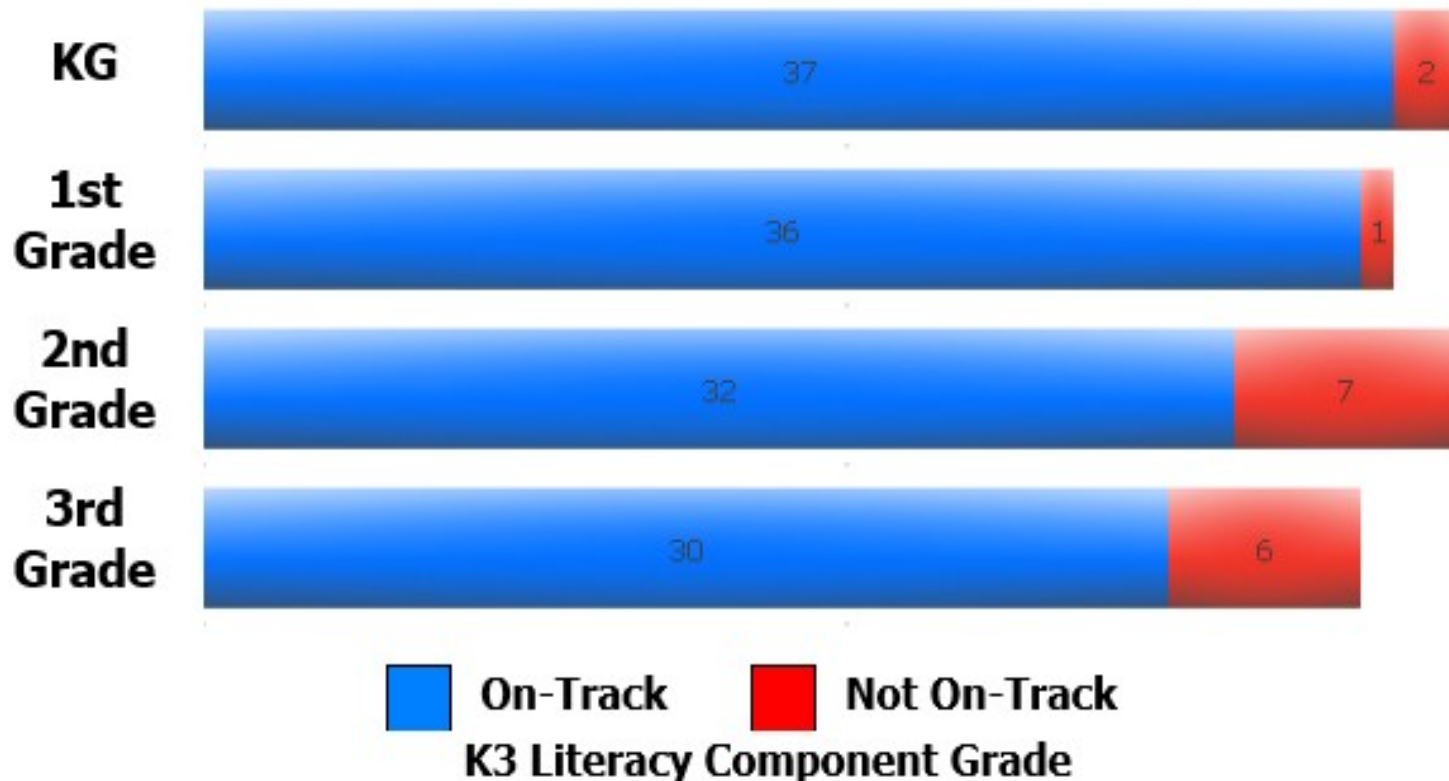
*11 out of 15*

A = 74.7 - 100.0%  
 B = 49.3 - 74.6%  
 C = 23.9 - 49.2%  
 D = -1.5 - 23.8%  
 F = <= -1.6%

# District K-3 Literacy, 2

## Students On-Track in Reading Diagnostic

This chart shows the overall percentage of students that were on-track/not-on-track for each grade level reading diagnostic in 2017-2018.



The K-3 Literacy measure contributes 100% to the K-3 Literacy Component Grade. If a district has no K-3 Literacy measure grade, then there is no K-3 Literacy component grade.

# District K-3 Literacy, 3

Not On-Track at Point A		Improving to On-Track at Point B	
Kindergarten Reading Diagnostic, School Year 2016 - 2017	9	to	1st Grade Reading Diagnostic, School Year 2017 - 2018
1st Grade Reading Diagnostic, School Year 2016 - 2017	0	to	2nd Grade Reading Diagnostic, School Year 2017 - 2018
2nd Grade Reading Diagnostic, School Year 2016 - 2017	0	to	3rd Grade Reading Diagnostic, School Year 2017 - 2018
3rd Grade Reading Diagnostic, School Year 2017 - 2018	6	to	3rd Grade Reading OST, School Year 2017 - 2018
Deduction for 3rd graders who did not pass OST and were not on a Reading Improvement and Monitoring Plan			1
<b>Totals</b>	<b>15</b>		<b>11</b>

These rows show how many students who started off track on the fall reading diagnostic moved to on track in the following year (or by the spring of the 3<sup>rd</sup> grade year)

Students deducted from numerator

Analyze...

# District K-3 Literacy – Analyze, 1

Click on District Name or District IRN to drill down to school-level information

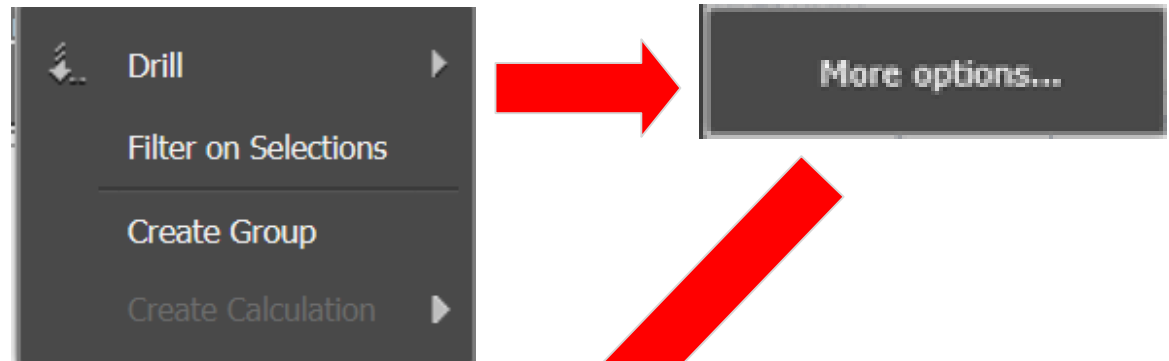
Click on grade bands to drill down to student-level information

LEA	K3 Cohort	School Year	2017-2018 School Year		
		Metrics	K-3 Point A Not On Track Count	K-3 Point B On-Track Count	K-3 RIMP Count
<u>District Name</u>	IRN	<u>Kindergarten to 1st Grade</u>	9	9	0
		<u>1st Grade to 2nd Grade</u>	0	0	0
		<u>2nd Grade to 3rd Grade</u>	0	0	0
		<u>3rd Grade Diagnostic to 3rd Grade OAA</u>	6	3	1

**Right** click on “District Name” generates a pop-up box that allows additional actions.

# District K-3 Literacy – Analyze, 2

Drill “down” to student level information



## DRILL - ADVANCED

From: TGRG Promotion Category To:

ODE Student ▼  
Conform Student Identifier  
Student Gender  
Student Race  
Disabled Flag  
Academic Disadvantage Flag

Apply

[Back to simple drill](#)

Keep parent while drilling

# District K-3 Literacy – Analyze

## Understanding the Data, 1

LEA	Conform Student Identifier	School Year	2017-2018 School Year		
		Metrics	K-3 Point A Not On Track Count	K-3 Point B On-Track Count	K-3 RIMP Count
District Name IRN	AA1111111		0	0	1
	BB2222222		0	0	1
	CC3333333		0	0	1
	DD4444444		1	1	0
	EE5555555		0	0	1
	FF6666666		1	0	0
	GG7777777		0	0	1
	HH8888888		0	0	1
	LM9999999		0	0	1

Not On-Track on Fall Reading Diagnostic

Not Proficient on 3<sup>rd</sup> Grade ELA

RIMP reported; No RIMP Deduction



# District K-3 Literacy – Analyze

## Understanding the Data, 2

LEA	Conform Student Identifier	School Year	2017-2018 School Year		
		Metrics	K-3 Point A Not On Track Count	K-3 Point B On-Track Count	K-3 RIMP Count
District_Name IRN	AA1111111		0	0	1
	BB2222222		0	0	1
	CC3333333		0	0	1
	DD4444444		1	1	0
	EE5555555		0	0	1
	FF6666666		1	0	0
	GG7777777		0	0	1
	HH8888888		0	0	1
	LM9999999		0	0	1

Not On-Track on  
Fall Reading  
Diagnostic

Proficient on  
3<sup>rd</sup> Grade ELA

RIMP reported; No  
RIMP Deduction

# District K-3 Literacy – Analyze

## Understanding the Data, 3

LEA	Conform Student Identifier	School Year	2017-2018 School Year		
		Metrics	K-3 Point A Not On Track Count	K-3 Point B On-Track Count	K-3 RIMP Count
District Name <u>IRN</u>	AA1111111		0	0	1
	BB2222222		0	0	1
	CC3333333		0	0	1
	DD4444444		1	1	0
	EE5555555		0	0	1
	FF6666666		1	0	0
	GG7777777		0	0	1
	HH8888888		0	0	1
	LM9999999		0	0	1

On-Track on  
Fall Reading  
Diagnostic

Not Proficient  
on 3<sup>rd</sup> Grade  
ELA

No RIMPs reported;  
Will have RIMP  
Deductions

# Local Report Card Folder: Third Grade Reading Guarantee



## District Gap Closing

**Owner:** Administrator

**Modified:**

4/18/19 9:08:31 AM

A district's Gap Closing/Annual Measurable Objectives (AMO) calculations for determining the Ohio Report Card letter grades, based on the current EMIS data.



## District Gifted

**Owner:** Administrator

**Modified:**

11/15/18 3:40:34 PM

A district's data about Gifted Students.



## District Grades Overview

**Owner:** Administrator

**Modified:**

3/14/19 8:28:02 AM

A district's results on the Achievement component, which includes the state test indicators and Performance Index.



## District Graduation Rates

**Owner:** Administrator

**Modified:**

11/15/18 3:40:34 PM

A district's graduation rate calculations for determining the Ohio Report Card letter grades, based on the current EMIS data.



## District K-3 Literacy

**Owner:** Administrator

**Modified:**

12/20/18 9:34:10 AM

A district's K-3 Literacy data for determining the Ohio Report Card letter grades.



## District Prepared for Success

**Owner:** Administrator

**Modified:**

11/15/18 3:40:35 PM

A district's Prepared for Success data as it will appear on the Report Card.



## District Progress

**Owner:** Administrator

**Modified:**

11/15/18 3:40:35 PM

A district's Progress (Value Added) data for determining the Ohio Report Card letter grades.



## District Third Grade Reading Guarantee

**Owner:** Administrator

**Modified:**

11/15/18 3:40:35 PM

A district's Third Grade Reading Guarantee report.

Local Report Card Folder

**DISTRICT THIRD GRADE READING  
GUARANTEE**

# District Third Grade Reading Guarantee

## Students Subject to Meeting the Third Grade Reading Guarantee Threshold

	Student #	Student %
<b>Met the TGRG Promotion Threshold</b>	1,323	90.7%
Met Minimum Threshold on Fall/Spring Test	999	68.5%
Met Comparable Bar on Alternative Test	324	22.2%
<b>Did Not Meet the TGRG Promotion Threshold</b>	136	9.3%
Retained by district, still enrolled in district in the fall	131	9.0%
Retained by district, no longer enrolled in district	1	0.1%
Inconsistent Retention/Assessment Data Reported	4	0.3%
<b>Total</b>	1,459	100.0%

Examine these students closely

[Analyze...](#)

*Percentages are based on the students subject to meeting the Third Grade Reading Guarantee threshold. The Total % for "Met the TGRG Promotion Threshold" is what will be reported on the Report Card.*

# District TGRG Report – Analyze

Total student numbers are based on all 3<sup>rd</sup> graders in the district and do not take into account FAY

Modified FAY numbers are those that will appear on the Report Card

District		TGRG Promotion Category	TGRG Category	School Year	2017-2018 School Year					
Metrics				Student #	Total Student #	Student %	Student # - Modified FAY	Total Student # - Modified FAY	Student % - Modified FAY	
District Name	000000				1,534	1,534	100.0%	1,459	1,459	100.0%
Met the TGRG Promotion Threshold					1,373	1,534	89.5%	1,323	1,459	90.7%
Met Minimum Threshold on Fall/Spring Test					1,032	1,534	67.3%	999	1,459	68.5%
Met Comparable Bar on Alternative Test					341	1,534	22.2%	324	1,459	22.2%
Did Not Meet the TGRG Promotion Threshold					161	1,534	10.5%	136	1,459	9.3%
Retained by district, still enrolled in district in the fall					148	1,534	9.6%	131	1,459	9.0%
Retained by district, no longer enrolled in district					1	1,534	0.1%	1	1,459	0.1%
Inconsistent Retention/Assessment Data Reported					12	1,534	0.8%	4	1,459	0.3%

# District Third Grade Reading Guarantee

## Students Excluded from the Third Grade Reading Guarantee Calculation

	Student #	Student %
<b>Exempt from TGRG Promotion Threshold</b>	34	2.2%
Not Retained, ELL Exemption	3	0.2%
Not Retained, IEP Exemption	14	0.9%
Not Retained, Prior Retention Exemption	15	1.0%
Not Retained, Significant Cognitive Disabilities Exemption	2	0.1%
<b>Took Alternate Test</b>	28	1.8%
Took Alternate Test	28	1.8%
<b>Data not available to determine TGRG status</b>	0	0.0%
Data not available to determine TGRG status	0	0.0%

Examine these students closely

Analyze...

*Percentages are based on all students for whom Third Grade Reading Guarantee data is available.*

*Both of these tables count students based on the Third Grade Reading Guarantee's modified Full Academic Year rules.*

# District TGRG Report – Analyze

Total student numbers are based on all 3<sup>rd</sup> graders in the district and do not take into account FAY

Modified FAY numbers are those that will appear on the Report Card

2017-2018 SchoolYear

District	TGRG Promotion Category	TGRG Category	School Year	Student #	Total Student #	Student %	Student # - Modified FAY	Total Student # - Modified FAY	Student % - Modified FAY
District Name	000000								
<input checked="" type="checkbox"/> Exempt from TGRG Promotion Threshold				59	1,625	3.6%	34	1,521	2.2%
Not Retained, ELL Exemption				22	1,625	1.4%	3	1,521	0.2%
Not Retained, IEP Exemption				17	1,625	1.0%	14	1,521	0.9%
Not Retained, Prior Retention Exemption				17	1,625	1.0%	15	1,521	1.0%
Not Retained, Significant Cognitive Disabilities Exemption				3	1,625	0.2%	2	1,521	0.1%
<input checked="" type="checkbox"/> Took Alternate Test				31	1,625	1.9%	28	1,521	1.8%
Took Alternate Test				31	1,625	1.9%	28	1,521	1.8%
<input checked="" type="checkbox"/> Data not available to determine TGRG status				1	1,625	0.1%	0	1,521	0.0%
Data not available to determine TGRG status				1	1,625	0.1%	--	1,521	0.0%



# District Third Grade Reading Guarantee

## Students Excluded from the Third Grade Reading Guarantee Calculation

	Student #	Student %
<b>Exempt from TGRG Promotion Threshold</b>	34	2.2%
Not Retained, ELL Exemption	3	0.2%
Not Retained, IEP Exemption	14	0.9%
Not Retained, Prior Retention Exemption	15	1.0%
Not Retained, Significant Cognitive Disabilities Exemption	2	0.1%
<b>Took Alternate Test</b>	28	1.8%
Took Alternate Test	28	1.8%
<b>Data not available to determine TGRG status</b>	0	0.0%
Data not available to determine TGRG status	0	0.0%



Analyze...

Percentages are based on all students for whom Third Grade Reading Guarantee data is available.

Both of these tables count students based on the Third Grade Reading Guarantee's modified Full Academic Year rules.

# SDC – Status of Reports

## Secure Data Center - Status of Reports

### SDC Reports and Status of Reports

Report Status Last Updated: April 24, 2019

Folder	Report	Status	Notes
Reports for Analysis\K-3 Literacy	District Improving At-Risk K-3 Readers Data – Current Data	Ready	Report includes any reading diagnostic, fall 3rd grade reading assessment and student data reported to date.
	District Students Excluded from Third Grade Reading Guarantee	Ready	Report includes any student data reported to date.
	District Students Subject to Third Grade Reading Guarantee	Ready	Report includes any student data reported to date.



# SDC Folders

Secure Data Warehouse > Shared Reports

**Create**

Recents

Shared Reports

**Local Report Card**  
**Owner:** Administrator  
**Modified:** 3/25/19 9:09:32 AM  
Documents depicting preliminary Ohio Report Card results, based on the most current EMIS data.

**Reports for Analysis**  
**Owner:** Administrator  
**Modified:** 3/25/19 9:12:51 AM  
This folder contains reports for research and analysis. They are generally grids of data that can be manipulated, including sorting, rearranging rows and columns, and drill-down operations.

**Documentation & Resources**  
**Owner:** Administrator  
**Modified:** 4/10/19 9:44:49 AM  
Click for Secure Data Center resources, including a downloadable User's Guide and Quick Reference Guide.

# SDC: Reports for Analysis



## Attendance Rate

**Owner:** Administrator

**Modified:**

3/25/19 9:12:56 AM

Reports about attendance and absenteeism.



## Enrollment

**Owner:** Administrator

**Modified:**

3/25/19 9:11:49 AM

Reports about student enrollment.



## Graduation

**Owner:** Administrator

**Modified:**

3/25/19 9:11:49 AM

Reports about high school graduation rates.



## Hidden - ODE Only

**Owner:** Administrator

**Modified:**

3/25/19 9:11:49 AM



## K-3 Literacy

**Owner:** Administrator

**Modified:**

3/25/19 9:11:49 AM

Reports about the K-3 Literacy calculation and diagnostic assessments.



## Teachers & Staff

**Owner:** Administrator

**Modified:**

3/25/19 9:18:15 AM

Reports about teachers and other staff.



## Test Results

**Owner:** Administrator

**Modified:**

3/25/19 9:11:49 AM

Reports about the results of high stakes state tests (e.g. Achievement and OGT).

Reports for Analysis Folder

# **DISTRICT K-3 LITERACY**

**(Improving at Risk K-3 Readers) –**

**CURRENT DATA**

# District K-3 Literacy – Current Data, 1

Right clicking on “District Name” generates a pop-up box that allows additional actions



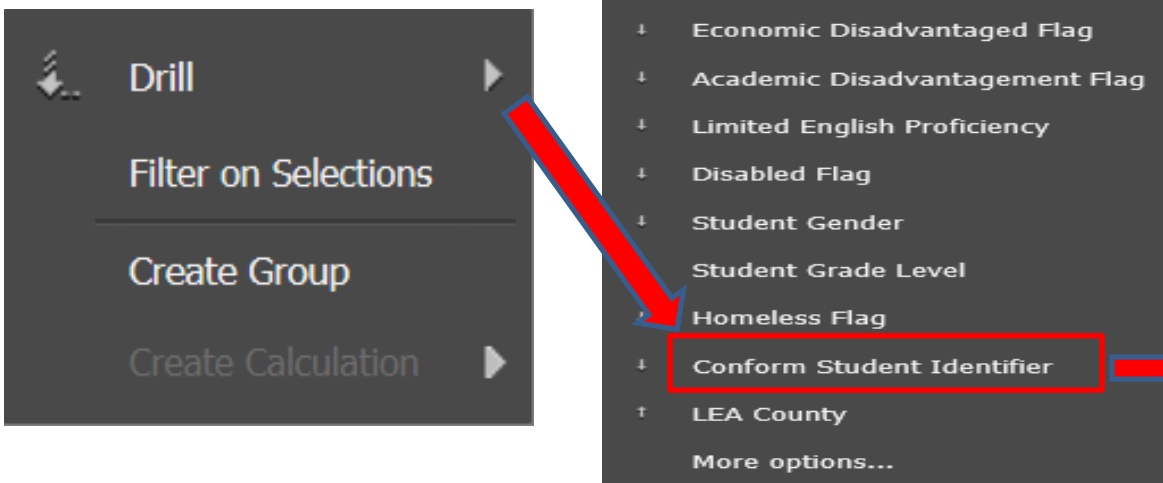
- Drill ▶
- Filter on Selections

---

- Create Group
- Create Calculation ▶

District ▲ ↕ → ↻ ✕	K-3 Literacy Cohort ▲ ↕ ← ↻ ✕	School Year ▲ ↕ ↓ ↻ ✕	2016-2017 School Year		
		Metrics ↕ ↑ ↻ ✕	K-3 Point A Not On-Track Count ▼ → ✕	K-3 Point B On-Track Count ▼ ← → ✕	K-3 RIMP Count ▼ ← ✕
<u>District Name</u>	<u>Kindergarten to 1st Grade</u>		655	362	0
	<u>1st Grade to 2nd Grade</u>		354	78	0
	<u>2nd Grade to 3rd Grade</u>		706	280	0
	<u>3rd Grade Diagnostic to 3rd Grade OAA</u>		527	72	232

# District K-3 Literacy – Current Data, 2



Drill “Up” to District- or School-level info.

Drill “Down” for student-level info.  
**(Conform Student Identifier)**

District ▲	K-3 Literacy Cohort ▲	School Year ▲	2018-2019 SchoolYear		
		Metrics	K-3 Point A Not On-Track Count ▼	K-3 Point B On-Track Count ▼	K-3 RIMP Count ▼
	<u>Kindergarten to 1st Grade</u>		655	362	0
District Name	<u>1st Grade to 2nd Grade</u>		354	78	0
	<u>2nd Grade to 3rd Grade</u>		706	280	0
	<u>3rd Grade Diagnostic to 3rd Grade OAA</u>		527	72	232

# District K-3 Literacy – Current Data, 3

Partial data obtained by drilling to the SSID level



Student Identifier ▲	K-3 Literacy Cohort ▲	School Year ▲	2018-2019 SchoolYear		
		Metrics	K-3 Point A Not On-Track Count ▼	K-3 Point B On-Track Count ▼	K-3 RIMP Count ▲
AA1234567	1st Grade to 2nd Grade		0	0	0
AB2345678	1st Grade to 2nd Grade		0	0	0
AC3456789	2nd Grade to 3rd Grade		1	0	0
	3rd Grade Diagnostic to 3rd Grade OAA		1	0	0
AD4567890	Kindergarten to 1st Grade		1	1	0
AE5678901	1st Grade to 2nd Grade		1	0	0
AF6789012	2nd Grade to 3rd Grade		0	0	0
AG7890123	2nd Grade to 3rd Grade		1	0	0
	3rd Grade Diagnostic to 3rd Grade OAA		1	0	0
AH8901234	2nd Grade to 3rd Grade		1	1	0



# Questions?



# Resources

# Resources, 1

## Third Grade Reading Guarantee Guidance Manual

TGRG Program Office creates this document in collaboration with other offices (Assessment, Exceptional Children, EMIS, etc.). Last updated September 2018.

## Third Grade Reading Guarantee District Resources

District Resources page with information and/or links for Testing, RIMP template, Alternative Reading Assessment, Comparable Tools for the Reading Diagnostic, Teacher Qualifications, etc.

## Improving At-Risk K-3 Readers Component

A Report Card Resources page that provides an overview of the measure as well as links to additional documentation (including next two links below)

# Resources, 2

## Understanding the Improving At-Risk K-3 Readers Measure

Three page document providing very helpful explanation, especially the example on the last page.

## Technical Documentation – 2018-2019 Improving At-Risk K-3 Readers Measure

Technical information regarding the calculation of the At-Risk Readers Measure.

## 2017-2018 Third Grade Reading Guarantee Promotion Percentage Technical Documentation

Technical information regarding the calculation of the Third Grade Reading Guarantee Promotion Percentage

# Resources, 3

## EMIS Manual

Section 2.6 includes Reading Diagnostic Result and Retained Status reporting instructions. Section 2.9 includes Reading Improvement and Monitoring Plan Intervention Codes and reporting instructions.

# education.ohio.gov

**Melissa Hennon**

[melissa.hennon@education.ohio.gov](mailto:melissa.hennon@education.ohio.gov)

**614-387-0155**

**EMIS Support**

[EMIS@education.ohio.gov](mailto:EMIS@education.ohio.gov)

**614-387-0395**

# Join the Conversation



**OHEducation**



**OHEducation**



**@OHEducation**

**@OHEducationSupt**



**OhioEdDept**

[education.ohio.gov/Text](https://education.ohio.gov/Text)

