



ODE ITC EMIS Training

November 2018

The Usual Reminders

- ▶ Manual sections posted after this training prevail in a conflict between this presentation and the manual
- ▶ Some questions may be deferred to helpdesk
- ▶ Hierarchy of support
 - ▶ EMIS Manual
 - ▶ EMIS Coordinator
 - ▶ ITC
 - ▶ Helpdesk

Topics

- ▶ Federal Child Count (FCC) Report, slide 4
- ▶ Teacher Licensure Course (TLC) Status Report, slide 13
- ▶ Midyear and SOES End of Year Student (S) Collections, slide 26
- ▶ FTE and CTE FTE Reports, slide 34
- ▶ ODDEX, slide 61
- ▶ Resources, slide 64

Federal Child Count (FCC) Report

Overview

- ▶ Two reports
 - FCCD-001 Federal Child Count Detail
 - FCCS-001 Federal Child Count Statement of Assurances
- ▶ Uses data from Beginning of Year Student (S) collections
- ▶ Used to verify all students with disabilities who have valid IEPs in effect as of October 31
 - Identified and served

FCC Report Explanation

Data	Date Posted
Assessment Missing Reports	5/18/2018
Federal Child Count , includes information for the following reports	11/16/17
» (FCCD-001) Federal Child Count Detail	
» (FCCS-001) Federal Child Count Statement of Assurances	

Keywords “Federal Child Count”

[ODE Home](#) > [Topics](#) > [Data](#) > [EMIS](#) > [EMIS Documentation](#) > [EMIS Validation and Report Explanations](#)

Which Students on Report?

- ▶ Disability Condition (FD130)
 - Where October 31 is between Effective Start Date (FD060) and Effective End Date (FD070)
- ▶ Date of Birth (GI070)
 - Age between 3 – 21 as of October 31
- ▶ Student Standing (FS) Record
 - Where October 31 is between Effective Start Date (FS060) and Effective End Date (FS090)

Report Review 1

► Federal Child Count (Fed CCT) Status Code and Description

- Status of student as related to Fed CCT
- Used in determining Severity Code assignment

► Fed CCT Least Restrictive Environment (LRE) Code

- If blank, student not included in count

FED CCT STATUS CODE	FED CCT STATUS CODE DESCR	FED CCT FLAG	FED CCT LRE CODE	LEGAL DIST OF RES IRN	DISAB CNDTN CODE	STDNT AGE NUMBER
FC0002	Unable to translate LRE – must report FN270 element	N		000222	12	4
FC0004	No LRE reported for Oct 31 date – assigned no services LRE	Y	IENS	000222	15	12
FC0005	Student does not meet inclusion filter in this district	N		000222	09	11
FC0008	No errors identified in ODE processing	Y	IE13	000222	10	12

Report Review 2

► District LRE Source Code and District LRE Source Description

- Indicates source of LRE information derived for each student

► Fed CCT Alternate IRN

- When students reported by multiple districts
- Indicates where student will count using Tie Breaker criteria

DIST LRE SRC CODE	DIST LRE SRC DESCR	FED CCT ALT IRN	ADMSN DATE	SENT REA-SON 1 CODE	SENT TO 1 LEA IRN	SENT REA-SON 2 CODE	SENT TO 2 LEA IRN	LEVEL 2 REC TYPE CODE	ERR SEV NUM
5	No IEP Reported	001001	2017-01-26	AU	020202			FCCD-001	63
7	FN270 Override	001001	2015-09-01	JV	020202			FCCD-001	79
8	GE Record	001001	2016-10-04	MR	020202			FCCD-001	39
9	How Received = 6	001001	2017-01-20	SE	020202			FCCD-001	15

Troubleshooting 1

- ▶ Student not on report
 - No disability condition as of October 31
- ▶ FED CCT STATUS CODE = FC0004
 - No IEP as of October 31

SEVERITY CODE	SSID	FED CCT STATUS CODE	FED CCT STATUS CODE DESCR	FED CCT FLAG	FED CCT LRE CODE	DIST LRE SRC CODE	DIST LRE SRC DESC
F	AB1234567	FC0004	No LRE reported for Oct 31 date – assigned no services LRE	Y	IENS	5	No IEP Reported

Troubleshooting 2

▶ FED CCT STATUS CODE = FC0002

- ▶ Updated October 31 IEP Outcome (FN270)
 - ▶ Ages 3 thru 5 = preschool outcome
 - ▶ Ages 6 thru 21 = school age outcome

SEVERITY CODE	SSID	FED CCT STATUS CODE	FED CCT STATUS CODE DESCR	FED CCT FLAG	FED CCT LRE CODE	DIST LRE SRC CODE	DIST LRE SRC DESC
C	AB1234567	FC0002	Unable to translate LRE – must report FN270 element	N		8	GE Record

▶ FED CCT STATUS CODE = FC0007

- ▶ Multiple districts reporting student
- ▶ ODE cannot determine where student counts

SEVERITY CODE	SSID	FED CCT STATUS CODE	FED CCT STATUS CODE DESCR	FED CCT FLAG	FED CCT LRE CODE	DIST LRE SRC CODE	DIST LRE SRC DESC	SENT TO 1 LEA IRN
F	AB1234567	FC0007	Student excluded – conflict in where student should count	N		8	GE Record	012345

FCC Statement of Assurances Report

One page summary of total count by disability condition

DISAB CNDTN CODE	DISABILITY DESCR	STUDENT COUNTS
--	3, 4, and 5 Year Olds With a disability (Any)	47
01	Multiple Disabilities (other than Deaf-Blind)	15
02	Deaf-Blindness	1
03	Deafness (Hearing Impairment)	3
04	Visual Impairments	1
05	Speech and Language Impairments	37
06	Orthopedic Impairments	2
08	Emotional Disturbance (SBH)	15
09	Intellectual Disabilities (Formerly Mental Retardation or -see Ma	47
10	Specific Learning Disabilities	129
12	Autism	29
13	Traumatic Brain Injury (TBI)	3
14	Other Health Impaired (Major)	0
15	Other Health Impaired (Minor)	68
16	Developmental Delay	0

Teacher Licensure Course (TLC) Status Report

Overview

- ▶ (TLCS-001) Teacher Licensure Course Status
- ▶ Indicates whether teacher is properly certified to teach course
- ▶ Certification measures on report card use ***Initial*** Staff and Course (L) Collection data
- ▶ Updated daily

TLC Status Report Explanation

Data	Date Posted
Assessment Missing Reports	5/18/2018
Staff Missing	10/21/13
Student Missing	10/21/13
(TLC-001) Teacher Licensure Course Status	10/16/18
(WKCD-001) Where Kids Count	6/7/2018

Keyword “TLC”

[ODE Home](#) > [Topics](#) > [Data](#) > [EMIS](#) > [EMIS Documentation](#) > [EMIS Validation and Report Explanations](#)

Proper Certification

- ▶ Used to determine if teacher is properly certified or licensed to teach course
- ▶ Compares teacher credential to
 - Subject Code (CN050)
 - Student Population (CN340)
 - Grade level of students in course
- ▶ Comparison outcome then assigns
 - Result Code
 - Proper Certification Flag Y/N
 - Severity Code

Result Codes

Result Code	Result Code Description	Severity Code
TL0001	Course is Properly Certified and is a Core Course	I
TL0002	Course is Properly Certified and is Not a Core Course	I
TL0005	Course is Not Properly Certified as no students scheduled into the course	C
TL0006	Course is Not Properly Certified as no current valid credential or incorrect student population	F
TL0007	Course is Not Properly Certified as substitute credential is not valid as the teacher of record in a traditional district	F
TL0008	Course is Not Properly Certified as Org IRNs are not matching	F
TL0009	Course is Not Properly Certified as students enrolled are outside the grade range for the relevant credential	F
TL0010	Course is Not Properly Certified as no Staff Course Record reported	F

Which Teacher Is On Report?

- ▶ Only one teacher reported for course?
 - That teacher appears
- ▶ Multiple teachers reported for course?
 - Teacher with greater percentage of time with the course
 - If equal percentages, then whichever is properly certified
 - If all or none properly certified, then first one comes to

Troubleshooting

What to look for

- Is license valid for subject code?
- Is license valid for grade level?
- Is license valid for population?
- Are there students in the course?
- Does the Teacher State ID start with a Z?
- Does the teacher have only a substitute license? Is this a traditional public school?
- Is the credential currently valid?

Scenario 1

Severity Code	Subject Code	Tchr State ID	Result Code	Proper Cert Flag	Studnt Pop	Cred Course Disab Indic	Check Type Code
F	110301	HW1234567	TL0006	N	RG	Z	R

Credential

- HS – High School (7-12)
 - (050000) English

Scenario 1: What to Look For

Severity Code	Subjct Code	Tchr State ID	Result Code	Proper Cert Flag	Studnt Pop	Cred Course Disab Indic	Check Type Code
F	110301	HW1234567	TL0006	N	RG	Z	R

HS – High School (7-12), (050000) English

Is license valid for subject code?

- Subject code = 110301 Algebra 1
- No. Teacher not properly certified.

Scenario 2

Severity Code	Subjct Code	Tchr State ID	Result Code	Proper Cert Flag	Studnt Pop	Cred Course Disab Indic	Check Type Code
F	111200	HW1234567	TL0006	N	SE	C	S

Credential

- HS – High School (7-12)
 - (110000) Mathematics

Scenario 2: What to Look For

Severity Code	Subject Code	Tchr State ID	Result Code	Proper Cert Flag	Studnt Pop	Cred Course Disab Indic	Check Type Code
F	111200	HW1234567	TL0006	N	SE	C	S

HS – High School (7-12), (110000) Mathematics

► Is license valid for subject code?

- Subject code = 111200 Geometry
- Yes

► Is license valid for population?

- Student Population = SE, Check Type = S
- No. Teacher not properly certified.

Scenario 3

Severity Code	Subjt Code	Tchr State ID	Result Code	Proper Cert Flag	Stdnt Pop	Cred Course Disab Indic	Check Type Code
F	110020	HW1234567	TL0009	N	SE	D	R

► Credentials

- IL – Intervention Specialist (K-12)
- EC – Early Childhood (P-3)

► Students

- Grades 10 & 11

Scenario 3: What to Look For

Severity Code	Subject Code	Tchr State ID	Result Code	Proper Cert Flag	Stdnt Pop	Cred Course Disab Indic	Check Type Code
F	110020	HW1234567	TL0009	N	SE	D	R

IL – Intervention Specialist (K-12), EC – Early Childhood (P-3)

► Is license valid for subject code?

- Subject code = 110020 Mathematics 2
- Yes for both licenses

► Is license valid for population?

- Student Pop = SE, Check Type = R
- No. Teacher not properly certified.

Midyear and SOES End of Year Student (S) Collections

What's New?

- ▶ **Preschool Poverty Level (FD120)**
 - J = Income info not obtained, child in protective custody
- ▶ **Military Student Identifier (FN430)**
 - C = Reserve Duty
- ▶ **72-Hour Rule, effective November 2, 2018**
 - Withdrawal Reason (FS100) = 76

Attendance: Sending District Reports

- ▶ School-age students educated by ESC staff
 - Report just like attending students
- ▶ Board of DD students
 - Sent Reason (FS200, FS230) = MR
- ▶ Non-public students at district expense
 - Sent Reason = NP
- ▶ Proprietary Institution students
 - Sent Reason = PI
- ▶ College Credit Plus students
 - Sent Reason = PS
- ▶ Student Standing (FS) Record

Attendance: Truancy and Excessive Absences

- ▶ Report events as they occur
 - All records in place from beginning of year?
- ▶ Triggers determined based on absences at all educating entities that report attendance in EMIS
- ▶ Concurrent enrollment, both entities report
 - Example: JVS satellite student
- ▶ Resource: “Ohio’s Attendance Laws FAQ”
 - Chronic Absenteeism webpage
- ▶ Student Truancy and Excessive Absence (FT) Record

Accelerated Students

- ▶ Must have a Written *Acceleration* Plan (WAP) to be considered accelerated
 - Including “early entrance”
- ▶ Acceleration does not follow student
- ▶ WAPs are district specific
 - New district must write new WAP
- ▶ Accelerated students are not always gifted
- ▶ Gifted student are not always accelerated
- ▶ Student Acceleration (FB) Record

Gifted Students

- ▶ Must have a Written *Education* Plan (WEP) if gifted services/education provided
- ▶ Identification follows student
 - Once identified, always identified
- ▶ WEPs are district specific
 - New district must write new WEP
- ▶ Student Gifted Education (GG) Record

Discipline

- ▶ Only reported if Total Discipline Days (GD090) greater than .00
- ▶ District where discipline administered reports
- ▶ Incident occurs in Building A, student ends year in Building B
 - Building IRN (GD040) = B
 - Building IRN where Discipline Incident Took Place (GD120) = A
- ▶ **New** Victim of student violent behavior
 - Student, teacher, non-teaching staff
- ▶ Student Discipline (GD) Record

Program Code (Membership) Reminders

- ▶ Summer school
 - Academic Intervention
 - RIMP Intervention
 - Title I
- ▶ Career Tech
 - Student organizations
 - DECA, FFA, etc.
 - Single Parent
- ▶ Student Program (GQ) Record
- ▶ Nonpublic students
 - Title I
- ▶ Grad-related
 - Seals
 - Pathways

FTE and CTE FTE Reports

Review – FTE Reports

Collection Request / Report Name	LEA	Fatal	Critical	Warn	Info	Total
▼ Beginning of Year Student Collection (FY19) (2019S1TRD)						
✓ (FTED-001) FTE Detail	Hogwarts_012345	41	35	0	3714	3790
✓ (FTED-003) FTE Adjustments	Hogwarts_012345	6	37	41	1	85
✓ (FTES-001) FTE Total by Fund Pattern	Hogwarts_012345	0	0	0	17	17
✓ (FTES-002) FTE Total by Student and Fund Pattern	Hogwarts_012345	0	0	0	3144	3144
✓ (FTES-003) FTE Total by Student	Hogwarts_012345	0	0	0	3015	3015
✓ (FTES-004) FTE Summary of Students with Adjustments	Hogwarts_012345	0	0	0	72	72
✓ (FTES-005) FTE Daily Summary Report - Students District is Educating	Hogwarts_012345	0	13	13	19	45
✓ (FTES-006) FTE Daily Summary Report - Students Initially Funded at District	Hogwarts_012345	0	0	0	116	116
✓ (FTES-007) FTE Daily Summary Report - Transfers	Hogwarts_012345	51	17	8	229	305

Report Explanations

FTE, includes information for the following reports

10/20/17

- » (FTED-001) FTE Detail
- » (FTED-002) FTE Adjustments
- » (FTES-001, -002, -003, -004) FTE Summary Reports

FTE Daily Summary, includes information for the following reports

9/10/18

- » (FTES-005) FTE Daily Summary Report–Students District is Educating
- » (FTES-006) FTE Daily Summary Report–Students Initially Funded at District
- » (FTES-007) FTE Daily Summary Report–Transfers

Review – CTE FTE Reports

Collection Request / Report Name	LEA	Fatal	Critical	Warn	Info	Total	Category
▼ Initial Staff and Course Collection (FY19) (2019L1STR)							
✓ (CTEA-000) CTE FTE Detail	Hogwarts Career Ctr_012345	4001	3806	0	26777	34584	Funding
✓ (CTEA-001) CTE Student Error Detail	Hogwarts Career Ctr_012345	3983	0	0	0	3983	Funding
✓ (CTEA-002) CTE Course Error Detail	Hogwarts Career Ctr_012345	246	0	0	0	246	Funding
✓ (CTEA-003) CTE Staff Error Detail	Hogwarts Career Ctr_012345	11	0	0	0	11	Funding
✓ (CTEA-004) CTE FTE Summary by Course	Hogwarts Career Ctr_012345	0	0	0	2686	2686	Funding
✓ (CTEA-005) CTE FTE Summary by Category	Hogwarts Career Ctr_012345	0	0	0	2686	2686	Funding
✓ (CTEA-006) CTE Approved Overrides	Hogwarts Career Ctr_012345	0	0	0	4228	4228	Funding
✓ (CTEA-007) CTE FTE Daily Summary Report - Students District is Educating	Hogwarts Career Ctr_012345	0	0	0	5	5	Funding
✓ (CTEA-008) CTE FTE Daily Summary Report - Students Initially Funded at District	Hogwarts Career Ctr_012345	2	0	0	8	10	Funding
✓ (CTEA-009) CTE FTE Daily Summary Report - Transfers	Hogwarts Career Ctr_012345	4	0	2	82	88	Funding

Report Explanations

CTE FTE Reports, includes information for the following reports

9/4/18

- » (CTEA-000) CTE FTE Detail
- » (CTEA-001) CTE Student Error Detail
- » (CTEA-002) CTE Course Error Detail
- » (CTEA-003) CTE Staff Error Detail
- » (CTEA-004) CTE FTE Summary by Course
- » (CTEA-005) CTE FTE Summary by Category
- » (CTEA-006) CTE Approved Overrides

CTE FTE Daily Summary Reports, includes information for the following reports

5/11/18

- » (CTEA-007) CTE FTE Daily Summary Report - Students District is Educating
- » (CTEA-008) CTE FTE Daily Summary Report - Students Initially Funded at District
- » (CTEA-009) CTE FTE Daily Summary Report - Transfers

Begin with Daily Summary Reports

- ▶ Allow daily tracking of FTEs
- ▶ Compare with FTE Detail
- ▶ FTE and CTE FTE versions work the same way
- ▶ Grouped to generally match School Finance Payment Report (SFPR) and accompanying worksheets
- ▶ Review regularly

Students District is Educating SSIDs 1

- ▶ (FTES-005) FTE Daily Summary-Students District is Educating Report

MNIFST CODE	RPT DEST IRN	RESULT CODE	RESULT CODE DESCR	LEVEL 2 REC TYPE CODE	FTE GRADE SPAN CODE	FTE GRADE SPAN DESCR	FTE LEA TYPE CODE	FTE LEA TYPE DESCR
2019S1TRD	012345	FT0100	District is Educating	FTES-005	AN	Grade 04-23	RGJVSESC	Traditional/JVSD/ESC

- ▶ Navigate to LATEST RUN DATE

▶ Column N

	N
1	LATEST RUN DATE-11/02/2018
2	2.956755
3	4.554674
4	1.374026

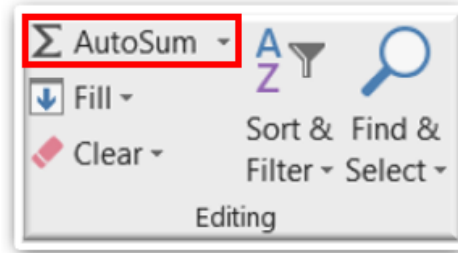
- ▶ Select cell immediately below last number

▶ Cell N50

46	4.982828
47	5.187036
48	5
49	5.801136
50	

Students District is Educating SSIDs 2

- Click AutoSum



- ▶ Formula appears in cell N50
 - ▶ All cells highlighted

46	4.982828
47	5.187036
48	5
49	5.801136
50	=SUM(N2:N49)
51	SUM(number1, [number2], ...)

- Press Enter for result

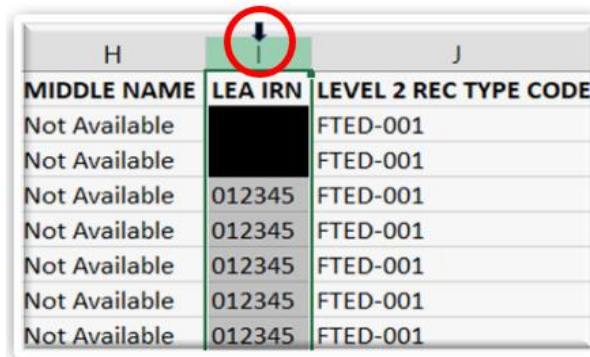
48	5
49	5.801136
50	2345.377979

Students District is Educating SSIDs 3

► (FTED-001) FTE Detail

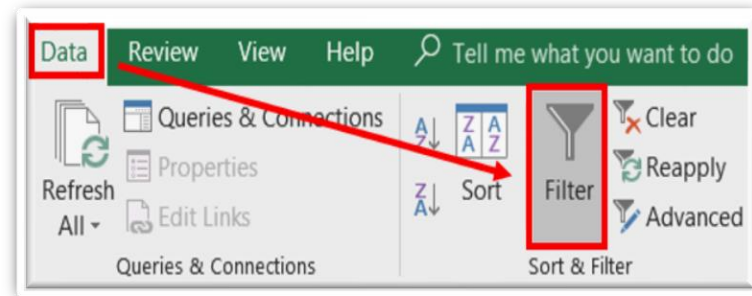
RPT DEST IRN	BLDG IRN	SEVERITY CODE	SSID	EMIS ID	LAST NAME	FIRST NAME	MIDDLE NAME	LEA IRN
012345	Not Available	I	AA0000001	Not Available	Not Available	Not Available	Not Available	012345

► Select LEA IRN Column I



H	I	J
MIDDLE NAME	LEA IRN	LEVEL 2 REC TYPE CODE
Not Available		FTED-001
Not Available		FTED-001
Not Available	012345	FTED-001
Not Available	012345	FTED-001
Not Available	012345	FTED-001
Not Available	012345	FTED-001
Not Available	012345	FTED-001

► Select Data > Filter



Students District is Educating SSIDs 4

- ▶ Click on filter arrow
- ▶ Type your District IRN in Search box
- ▶ Click OK

The screenshot shows a software window with a table and a filter menu. The table has three columns: G, H, and I. The first row of data is 'FIRST NAME', 'MIDDLE NAME', and 'LEA IF'. The 'LEA IF' column has a small downward arrow icon next to it. A red box highlights the 'LEA IF' column header and the arrow icon. A red arrow points from the arrow icon to a search box below the table. The search box contains the text '012345' and has a red circle around it. Below the search box is a list of search results with checkboxes: '(Select All Search Results)' (checked), 'Add current selection to filter' (unchecked), and '012345' (checked). At the bottom of the window are 'OK' and 'Cancel' buttons.

G	H	I
FIRST NAME	MIDDLE NAME	LEA IF

Sort Smallest to Largest
Sort Largest to Smallest
Sort by Color
Clear Filter From "LEA IF"
Filter by Color
Number Filters

012345

☒ (Select All Search Results)
☐ Add current selection to filter
☒ 012345

OK Cancel

Students District is Educating SSIDs 5

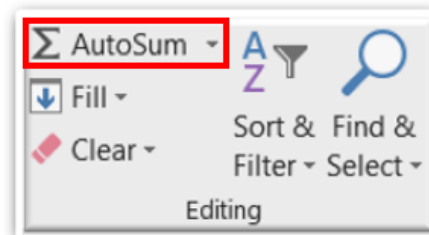
- ▶ Navigate to ADJSTD FTE
 - ▶ Column Q

	Q
1	ADJSTD FTE
4	1
5	1
6	1

- ▶ Select cell immediately below last number

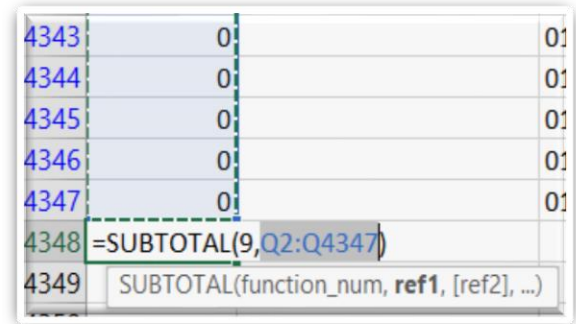
4343	0
4344	0
4345	0
4346	0
4347	0
4348	

- ▶ Click AutoSum



Students District is Educating SSIDs 6

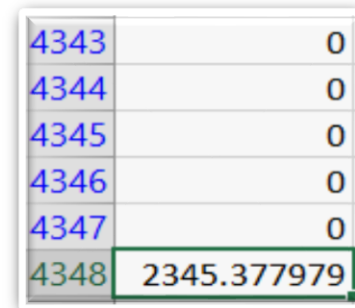
- ▶ Formula appears in cell Q4348
 - All cells highlighted



A screenshot of an Excel spreadsheet. Rows 4343 through 4347 are highlighted in light blue. Row 4348 is selected, and the formula bar shows the formula `=SUBTOTAL(9,Q2:Q4347)`. Row 4349 shows the formula `SUBTOTAL(function_num, ref1, [ref2], ...)`.

4343	0	01
4344	0	01
4345	0	01
4346	0	01
4347	0	01
4348	<code>=SUBTOTAL(9,Q2:Q4347)</code>	
4349	<code>SUBTOTAL(function_num, ref1, [ref2], ...)</code>	

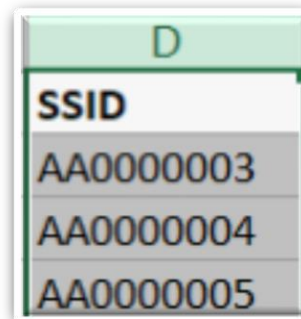
- ▶ Press Enter for result



A screenshot of an Excel spreadsheet showing the result of the formula. Rows 4343 through 4347 contain the value 0. Row 4348 now displays the result 2345.377979.

4343	0
4344	0
4345	0
4346	0
4347	0
4348	2345.377979

- ▶ Navigate to SSIDs
 - Column D



A screenshot of a spreadsheet showing a column labeled 'D' with the header 'SSID'. The first three rows contain the values AA0000003, AA0000004, and AA0000005.

D
SSID
AA0000003
AA0000004
AA0000005

Students Initially Funded at District SSIDs 1

► (FTES-006) FTE Daily Summary Report – Students Initially Funded at District

MNIFST CODE	RPT DEST IRN	ERR SEV CODE	RESULT CODE	RESULT CODE DESCR	LEVEL 2 REC TYPE CODE	FTE GRADE SPAN CODE	FTE GRADE SPAN DESCR	FTE LEA TYPE CODE	FTE LEA TYPE DESCR
2019S1TRD	012345	I	FT0110	District is initially funded-no transfer	FTES-006	AN	Grade 04-23	RGJVSESC	Traditional/JVSD/ESC

► Navigate to LATEST RUN DATE

► Column N

	N
1	LATEST RUN DATE-11/02/2018
2	2.956755
3	4.554674
4	1.374026

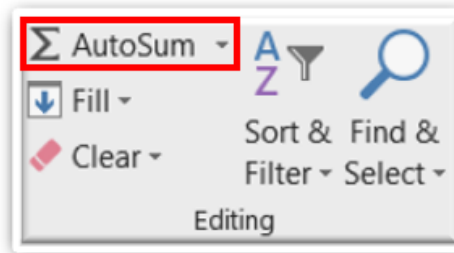
► Select cell immediately below last number

► Cell N90

86	1.005724
87	1
88	1
89	0.12
90	

Students Initially Funded at District SSIDs 2

► Click AutoSum



► Formula appears in cell N90
 ► All cells highlighted

86	1.005724
87	1
88	1
89	0.12
90	=SUM(N2:N89)
91	SUM(number1, [number2], ...)

► Press Enter for result

86	1.005724
87	1
88	1
89	0.12
90	2375.421127

Students Initially Funded at District SSIDs 3

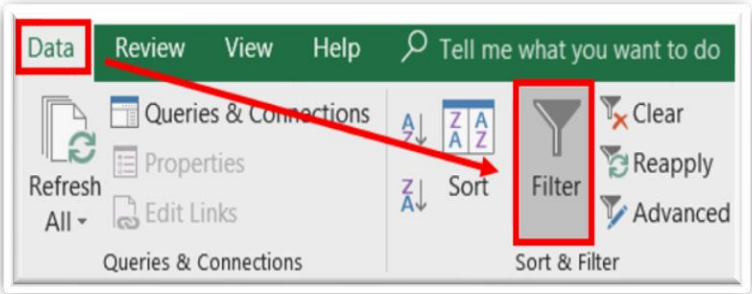
► (FTED-001) FTE Detail

RPT DEST IRN	BLDG IRN	SEVERITY CODE	SSID	EMIS ID	LAST NAME	FIRST NAME	MIDDLE NAME	LEA IRN
012345	Not Available	I	AA0000001	Not Available	Not Available	Not Available	Not Available	012345

► Select FTE INCL CODE ► Column AD

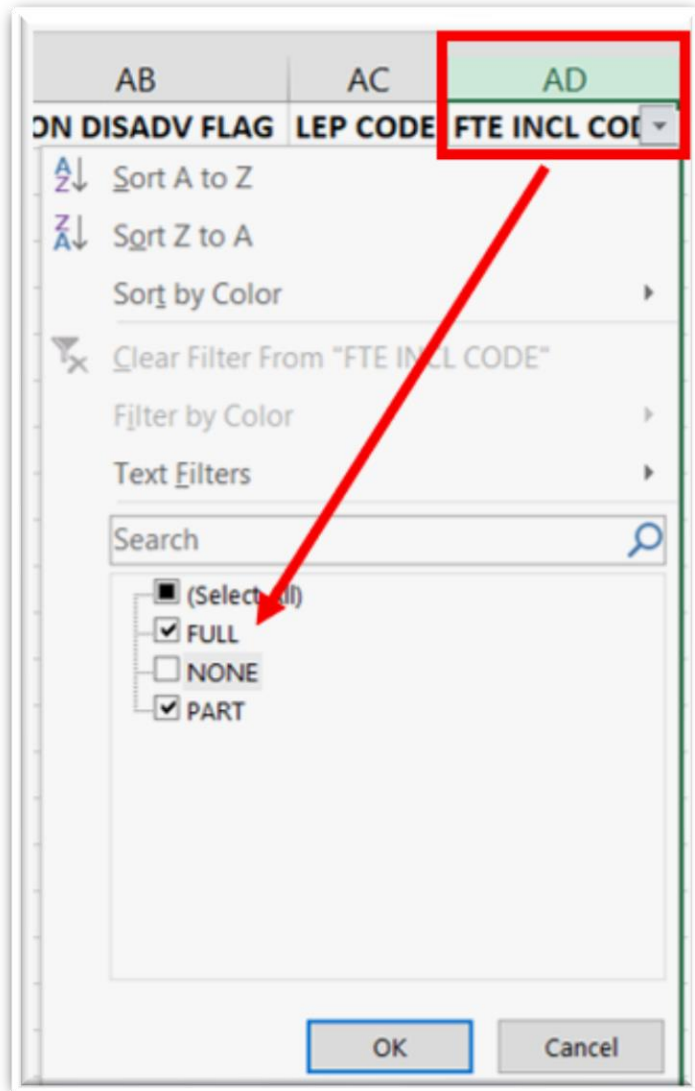
AC	AD	AE
LEP CODE	FTE INCL CODE	CAL DIST IRN
N	FULL	Not Available
N	FULL	Not Available
N	NONE	Not Available
N	FULL	Not Available
N	FULL	Not Available
N	PART	Not Available

► Select Data > Filter



Students Initially Funded at District SSIDs 4

- ▶ Click on filter arrow
- ▶ Make selections
 - ▶ FULL
 - ▶ PART
- ▶ Click OK



Students Initially Funded at District SSIDs 5

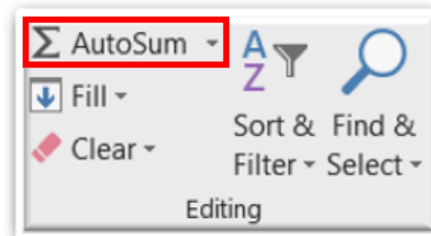
- ▶ Navigate to ADJSTD FTE
 - ▶ Column Q

	Q
1	ADJSTD FTE
4	1
5	1
6	1

- ▶ Select cell immediately below last number

3245	0
3246	0
3250	0
3251	0
3252	

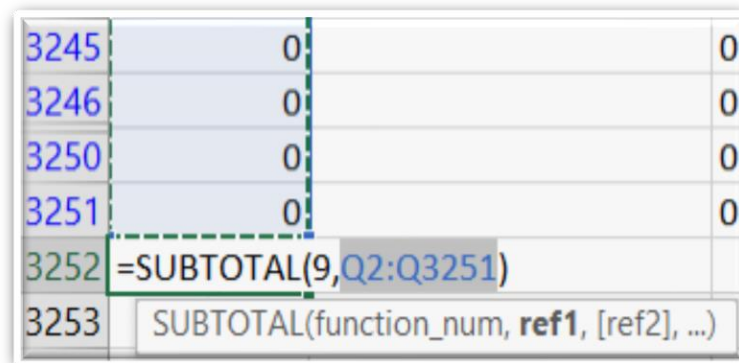
- ▶ Click AutoSum



Students Initially Funded at District SSIDs 6

- ▶ Formula appears in cell Q3252

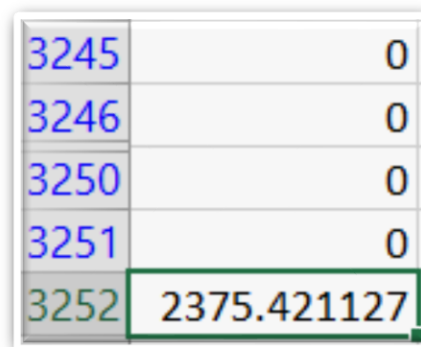
- ▶ All cells highlighted



A screenshot of an Excel spreadsheet. The range Q3245:Q3251 is highlighted in light blue. Cell Q3252 is active and contains the formula `=SUBTOTAL(9,Q2:Q3251)`. A tooltip for the SUBTOTAL function is visible below the formula bar, showing the syntax: `SUBTOTAL(function_num, ref1, [ref2], ...)`.

3245	0	0
3246	0	0
3250	0	0
3251	0	0
3252	<code>=SUBTOTAL(9,Q2:Q3251)</code>	
3253	<code>SUBTOTAL(function_num, ref1, [ref2], ...)</code>	

- ▶ Press Enter for result

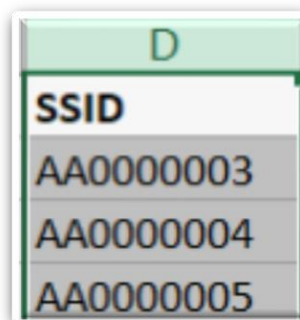


A screenshot of the same Excel spreadsheet. The range Q3245:Q3251 remains highlighted. Cell Q3252 now displays the numerical result `2375.421127`.

3245	0
3246	0
3250	0
3251	0
3252	2375.421127

- ▶ Navigate to SSIDs

- ▶ Column D



A screenshot of a spreadsheet showing a list of SSIDs in column D. The column header is 'SSID'. The first three rows contain the values AA0000003, AA0000004, and AA0000005.

SSID
AA0000003
AA0000004
AA0000005

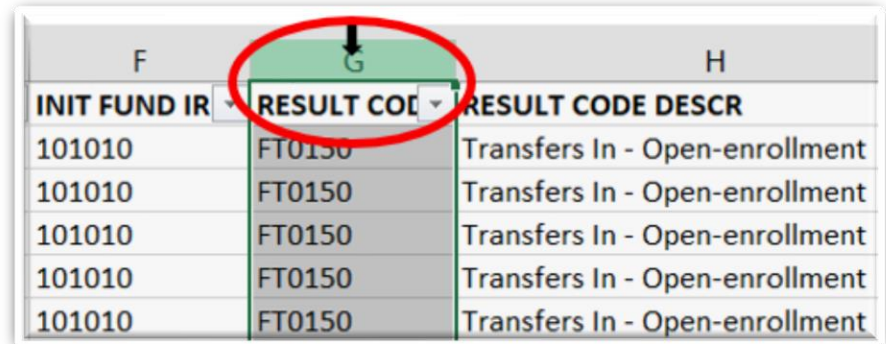
Transfers SSIDs 1

► (FTES-007) FTE Daily Summary Report – Transfers

MNIFST CODE	RPT DEST IRN	ERR SEV CODE	TRNSFR TO IRN 1	TRNSFR TO IRN 2	INIT FUND IRN	RESULT CODE	RESULT CODE DESCR	LEVEL 2 REC TYPE CODE
2019S1TRD	012345	I		*****	101010	FT0150	Transfers In-Open enrollment	FTES-007

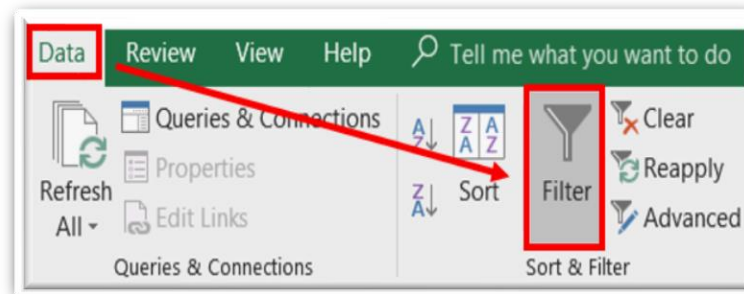
► Select RESULT CODE

► Column G



F	G	H
INIT FUND IRN	RESULT CODE	RESULT CODE DESCR
101010	FT0150	Transfers In - Open-enrollment
101010	FT0150	Transfers In - Open-enrollment
101010	FT0150	Transfers In - Open-enrollment
101010	FT0150	Transfers In - Open-enrollment
101010	FT0150	Transfers In - Open-enrollment

► Select Data > Filter



Transfers SSIDs 2

- ▶ Click on filter arrow
- ▶ Type Result Code FT0200 in Search box
 - ▶ Transfers Out - Community/STEM
- ▶ Click OK

The screenshot shows a software interface with a dropdown menu for 'RESULT CODE'. The menu is open, displaying options like 'Sort A to Z', 'Sort Z to A', 'Sort by Color', 'Clear Filter From "RESULT CODE"', 'Filter by Color', and 'Text Filters'. A red arrow points to the search box where 'FT0200' has been entered. Below the search box, there are checkboxes for '(Select All Search Results)', 'Add current selection to filter', and 'FT0200'. The 'OK' button is highlighted with a blue border.

Transfers SSIDs 3

► Navigate to LATEST RUN DATE

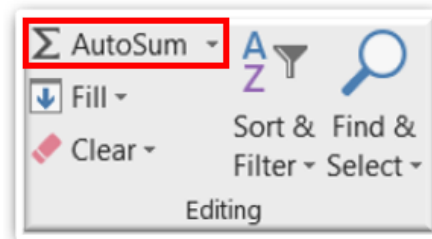
► Column O

	O
1	LATEST RUN DATE-11/08/2018
61	-2
62	-1
63	-1.845948
64	-1

► Select cell immediately below last number

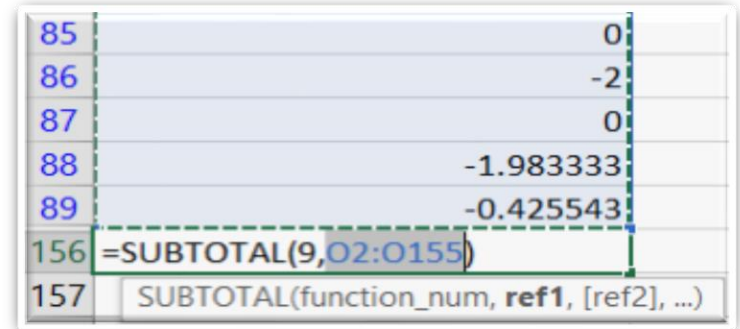
86	-2
87	0
88	-1.983333
89	-0.425543
156	

► Click AutoSum



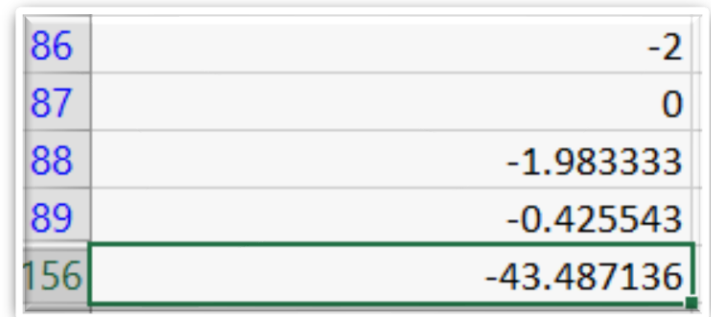
Transfers SSIDs 4

- ▶ Formula appears in cell
 - ▶ All cells highlighted



85	0
86	-2
87	0
88	-1.983333
89	-0.425543
156	=SUBTOTAL(9,O2:O155)
157	SUBTOTAL(function_num, ref1, [ref2], ...)

- ▶ Press Enter for result



86	-2
87	0
88	-1.983333
89	-0.425543
156	-43.487136

Transfers SSIDs 5

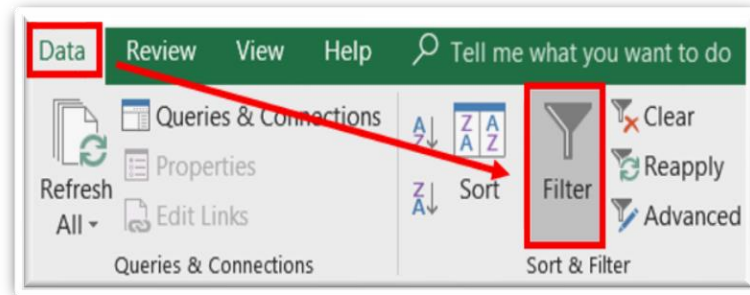
► (FTED-001) FTE Detail

RPT DEST IRN	BLDG IRN	SEVERITY CODE	SSID	EMIS ID	LAST NAME	FIRST NAME	MIDDLE NAME	LEA IRN
012345	Not Available	I	AA0000001	Not Available	Not Available	Not Available	Not Available	012345

► Select FTE FUND PTTRN CODE ► Column M

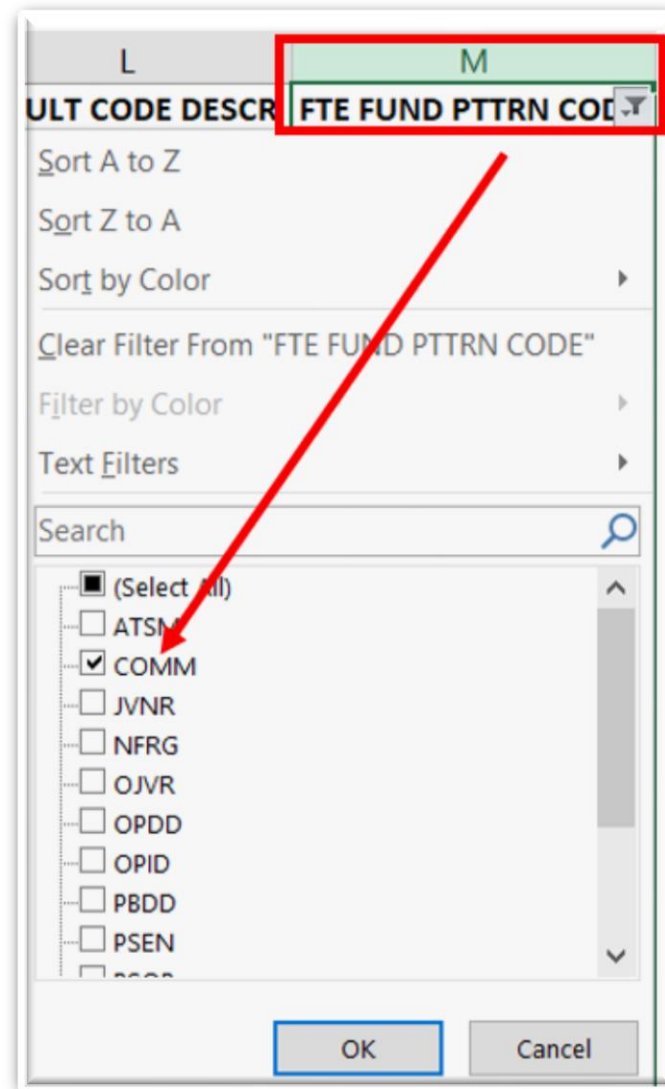
L	M	N
RESULT CODE DESCR	FTE FUND PTTRN CODE	ENRL START DATE
FTE Detail	PBDD	08/15/2018
FTE Detail	PBDD	08/15/2018
FTE Detail	OPDD	07/01/2018
FTE Detail	RGJV	07/01/2018
FTE Detail	RGJV	07/01/2018

► Select Data > Filter



Transfers SSIDs 6

- ▶ Click on filter arrow
- ▶ Make selections
 - ▶ COMM
 - ▶ STEM
- ▶ Click OK



Transfers SSIDs 7

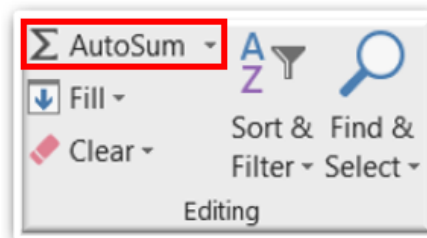
- ▶ Navigate to ADJSTD FTE
 - ▶ Column Q

	Q
1	ADJSTD FTE
4	1
5	1
6	1

- ▶ Select cell immediately below last number

3778	1
3862	1
3944	0.5
3997	0.5
4132	0.875891
4492	

- ▶ Click AutoSum



Transfers SSIDs 8

- ▶ Formula appears in cell
 - All cells highlighted

86	1.005724
87	1
88	1
89	0.12
90	=SUM(N2:N89)
91	SUM(number1, [number2], ...)

- ▶ Press Enter for result

3862	1
3944	0.5
3997	0.5
4132	0.875891
4492	43.487136

- ▶ Navigate to SSIDs
 - Column D

D
SSID
AA0000003
AA0000004
AA0000005

Summary Reports

[\(FTES-001\) FTE Total by Fund Pattern](#)

[\(FTES-002\) FTE Total by Student and Fund Pattern](#)

[\(FTES-003\) FTE Total by Student](#)

[\(FTES-004\) FTE Summary of Students with Adjustments](#)

[\(CTEA-004\) CTE FTE Summary by Course](#)

[\(CTEA-005\) CTE FTE Summary by Category](#)

- ▶ More options for review, verification, and troubleshooting
- ▶ May be helpful to treasurers in reconciling SFPR

ODDEX

CCP Data Review Underway

- ▶ Initial FY19 college course data load completed
 - 45 day review window began October 31
- ▶ Timely reviews help ensure accurate payments
 - Course data
 - Alternative agreements
- ▶ Updated and new college data to be loaded approximately every 2 weeks
- ▶ Summer and fall courses eligible for payment in January

CCP Redesign Update

Still in progress

‣ December release expected

Resources for Info Covered in Today's Presentation

EMIS Manual 1

- ▶ 2.2 Student Demographic (GI) Record
- ▶ 2.4 Student Standing (FS) Record
- ▶ 2.5 Student Attributes – Effective Date (FD) Record
- ▶ 2.6 Student Attributes – No Date (FN) Record
- ▶ 2.7 Student Acceleration (FB) Record
- ▶ 2.9 Student Program (GQ) Record
- ▶ 2.10 Student Gifted Education (GG) Record
- ▶ 2.11 Student Discipline (GD) Record

EMIS Manual 2

- ▶ 2.13 Student Special Education (GE) Record
- ▶ 2.22 Student Truancy and Excessive Absence (FT) Record
- ▶ 4.2 Course Master (CN) Record
- ▶ 4.3 Staff Course (CU) Record
- ▶ 4.4 Student Course (GN) Record
- ▶ 5.2 Grade Schedule (DL) Record
- ▶ 5.3 Organization-General Information (DN) Record

Report Explanations

- ▶ CTE FTE Reports
- ▶ CTE FTE Daily Summary Reports
- ▶ Federal Child Count Report
- ▶ FTE Reports
- ▶ FTE Daily Summary Reports
- ▶ (TLCS-001) Teacher Licensure Course Status Report

EMIS Alliance

- ▶ EMIS Alliance public webpage
 - ▶ <https://community.mcoecn.org/display/EM/EMIS+Alliance+Public+Space>
- ▶ Instructional videos
- ▶ Training calendar

Tools

- ▶ Certification and Licensure Search
- ▶ Certification and Licensure Dictionary

Questions?



A close-up photograph of a hand with fingers pointing towards a tablet screen. The scene is bathed in a strong blue light, creating a high-tech or digital atmosphere. The text 'education.ohio.gov' is overlaid in white at the top.

education.ohio.gov

Social Media

facebook

Ohio Families and Education
Ohio Teachers' Homeroom

Linked in

ohio-department-of-education

Storify

storify.com/ohioEdDept

twitter

@OHEducation

You Tube

OhioEdDept